

# Khyber Pakhtunkhwa Corona Virus Disease COVID-19 Daily Update 14 July 2021

---

## 1. Snapshot figures for the day<sup>1</sup>

# 1847

Total Active Cases<sup>2</sup>

# 139960

Total Cases

# 250

New Cases Today

# 4377

Total Deaths

# 06

New Deaths Today

# 133736

Total Recovered

# 214

New Recoveries Today

# 2213768

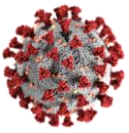
Total Tests

# 9915

New Tests Today

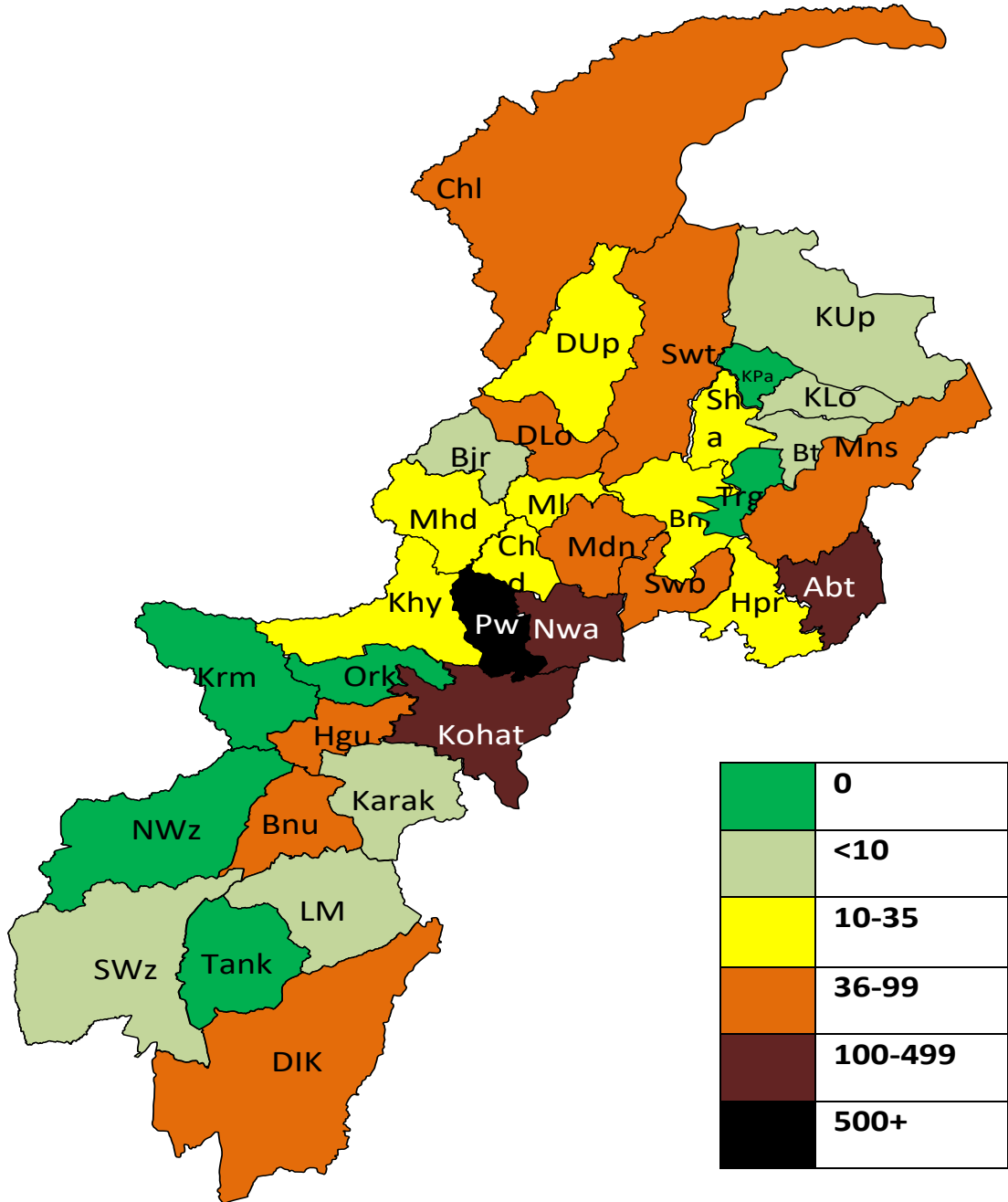
1. Figures up to 12 Midnight on the 13<sup>th</sup> July, 2021
2. Active cases = total cases till now – deaths – recoveries



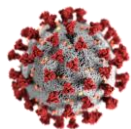


# Khyber Pakhtunkhwa Corona Virus Disease COVID-19 Daily Update 14 July 2021

## 2. Provincial Heatmap



Map colored by active cases



**Khyber  
Pakhtunkhwa  
Corona Virus  
Disease COVID-19  
Daily Update  
14 July 2021**

**3. District data**

District	Cases		Deaths		Recoveries	Active Cases
	Total	24 hrs	Total	24 hrs		
<b>Total</b>	<b>139960</b>	<b>250</b>	<b>4377</b>	<b>6</b>	<b>133736</b>	<b>1847</b>

**Peshawar Division**

PESHAWAR	51150	119	2127	3	48392	631
CHARSADDA	3963	1	61	0	3885	17
NOWSHERA	5859	15	103	0	5542	214
KHYBER	2231	0	12	0	2198	21
MOHMAND	1240	2	2	0	1227	11
<b>Total</b>	<b>64443</b>	<b>137</b>	<b>2305</b>	<b>3</b>	<b>61244</b>	<b>894</b>

**Mardan Division**

MARDAN	8956	14	413	0	8492	51
SWABI	4061	15	169	0	3824	68
<b>Total</b>	<b>13017</b>	<b>29</b>	<b>582</b>	<b>0</b>	<b>12316</b>	<b>119</b>

**Malakand Division**

SWAT	8398	12	360	0	7995	43
BUNER	1722	0	19	0	1693	10
DIR LOWER	4199	6	51	0	4079	69
DIR UPPER	2681	6	53	0	2607	21
SHANGLA	1286	3	5	0	1270	11
MALAKAND	4841	2	51	0	4771	19
CHITRAL LOWER	1759	1	17	0	1708	34
CHITRAL UPPER	1140	0	18	0	1095	27
BAJAUR	1892	2	82	0	1802	8
<b>Total</b>	<b>27918</b>	<b>32</b>	<b>656</b>	<b>0</b>	<b>27020</b>	<b>242</b>

**Hazara Division**

MANSEHRA	3862	4	39	0	3755	68
ABBOTTABAD	5925	11	260	0	5477	188
HARIPUR	4763	3	89	0	4656	18
TOR GHAR	252	0	0	0	252	0
KOHISTAN UPPER	275	0	0	0	272	3
KOHISTAN LOWER	184	0	0	0	183	1
KOLAI PALLAS	66	0	0	0	66	0
BATTAGRAM	1030	2	21	0	999	10
<b>Total</b>	<b>16357</b>	<b>20</b>	<b>409</b>	<b>0</b>	<b>15660</b>	<b>288</b>

**Kohat Division**

KOHAT	4553	18	156	2	4233	164
HANGU	726	3	17	0	667	42
KARAK	1490	0	29	0	1458	3
KURRAM	1825	0	14	0	1811	0
ORAKZAI	591	0	3	0	588	0
<b>Total</b>	<b>9185</b>	<b>21</b>	<b>219</b>	<b>2</b>	<b>8757</b>	<b>209</b>

**Bannu Division**

BANNU	2311	3	96	0	2167	48
LAKKI MARWAT	827	0	1	0	819	7
NORTH WAZIRISTAN	312	0	1	0	311	0
<b>Total</b>	<b>3450</b>	<b>3</b>	<b>98</b>	<b>0</b>	<b>3297</b>	<b>55</b>

**Dera Ismail Khan Division**

DERA ISMAIL KHAN	2568	6	104	1	2426	38
TANK	355	0	0	0	355	0
SOUTH WAZIRISTAN	515	2	3	0	510	2
<b>Total</b>	<b>3438</b>	<b>8</b>	<b>107</b>	<b>1</b>	<b>3291</b>	<b>40</b>

**Quarantine/Travellers**

<b>Total</b>	<b>2152</b>	<b>0</b>	<b>1</b>	<b>0</b>	<b>2151</b>	<b>0</b>
--------------	-------------	----------	----------	----------	-------------	----------

